

Scrubbing, sweeping and drying in every corner

Productivity is high due to the sheer speed of the machine as it is sweeping, scrubbing and drying at the same time, moving both forward and backward. Debris, dirt and even the smallest dust particles are removed effectively by the 34 cm cylindrical brush. For more in-depth cleaning without sweeping feature a microfibre roller can be used as option.

When cleaning, you can lift the front squeegee from the user position for easy pick-up of larger debris without having to stop. With two different solution flows you can adjust so it fits the cleaning task. Two simple ways to save time and cost without compromising on the result.

- Easy handling: Tank-in-tank design for carrying in one hand provide an easy emptying and refilling
- Effective: Sweeping, scrubbing and drying at the same time.
- High cleaning performance: 34 cm cylindrical brush or microfibre roll
- Productive: The 6 L solution and recovery tank gives up to 40 minutes of working time without refill
- Powerful: Nilfisk 36V Lithium battery technology
- Easy to use: The ergonomic handle can be adjusted into different positions, used free floating or folded for storage
- Intuitive and self-explaining: Informative display on the handle.
- Full control: OneTouch button activates all essential functions, touch sensors in the handle provide easy operation
- Non-stop cleaning: The two water/solution settings can be changed on-the-fly
- Safe: Out of Water alarm protects the machine
- Convenient: Easy to carry and move due to its compact design and low weight
- One year commercial warranty






Picture shown may not represent model quoted

The Nilfisk SC250 is a compact scrubber dryer for fast and effective cleaning of hard floors, which will take you into every corner and ensure efficient cleaning in both directions - also under furniture and shelves.

This is a light and productive machine with a low sound level suited for daytime cleaning as it is battery-driven. An attractive choice for shops, schools, restaurants, cafes, bakeries, fast food chains, hotels, cleaning companies, etc.

● Standard equipment

| Included accessories | | Ref. no. | Min. required | SCRUBBER SC250 34C B |
|---|-------------------------|------------|---------------|----------------------|
| Brush Cylindrical | | | | |
|  | BRUSH CYL 340MM MEDIUM | 9100002066 | 1 | ● |
| Squeegee Blade | | | | |
|  | SQUEEGEE 360MM PU 2 PCS | 9100002064 | 0 | ● |
| Other | | | | |
|  | MINI CONTAINER PLAST. F | 9100001964 | 1 | ● |



Scrubbing, sweeping and drying in every corner

Model SCRUBBER SC250
34C B

Ref. no. 9087380020


PRODUCT FEATURES

- Compact design •
- Lithium Battery •
- Delivered ready to use (full package) •
- One Touch Button •
- Tank in tank solution •
- Scrubbing and sweeping •

Technical specifications SCRUBBER SC250
34C B






| | |
|--|-------------|
| Voltage (V) | 36 |
| Insulation class | III |
| Rated power (W) | 300 |
| Power consumption (kW) | 0.3 |
| Vacuum motor power (W) | 180 |
| Sound pressure level at 1.5 m (dB(A) ISO 3744) | 66 ±3 |
| Productivity theoretical/ actual (m²/h) | 1360/680 |
| Running time (min.) | 40 |
| Handle vibration level (m/s²) | < 2.5 |
| Water flow (l/m) | 0.15/0.3 |
| Solution/recovery tank (L) | 6/6 |
| Squeegee width (mm) | 340 |
| Brush pressure (kg) | Max 12 |
| Brush speed (RPM) | 1000 |
| Brush quantity and type | 1 Cyl |
| Length x width x height (mm) | 630x425x400 |
| Gross weight (gvw) (kg) | 32 |
| Net weight (kg) | 25 |
| Shipping weight (kg) | 30 |

• Standard equipment, ○ Supplementary accessories, □ Mountable equipment

| Accessories | | Ref. no. | Min. required | SCRUBBER SC250 34C B |
|---|-----------------|------------|---------------|----------------------|
| Brush Cylindrical | | | | |
|  | BRUSH CYL 340MM | 9100002068 | 1 | ○ |



Scrubbing, sweeping and drying in every corner

| Accessories | | Ref. no. | Min. required | SCRUBBER SC250 34C B |
|--|-------------------------|------------|---------------|----------------------|
|  | BRUSH CYL 340MM HARD | 9100002067 | 1 | ○ |
|  | BRUSH CYL 340MM MEDIUM | 9100002066 | 1 | ● |
|  | BRUSH CYL 340MM SOFT | 9100002069 | 1 | ○ |
| Other | | | | |
|  | MINI CONTAINER PLAST. F | 9100001964 | 1 | ● |
| Squeegee Blade | | | | |
|  | SQUEEGEE 360MM PU 2 PCS | 9100002064 | 0 | ● |